

2025 annual report to the Community

Jervois Primary School

Jervois Primary School number: 194

Partnership: Murraylands



School principal:

Elissa Hunter

Signature

Date of endorsement:

01/04/2026



Government
of South Australia
Department for Education

Context Statement

Jervois Primary School caters for students from R-6. At the time of this report, the enrolment in 2025 is 83. Jervois Primary School is classified as Category 3 on the Department for Education Index of Educational Disadvantage. At the time of this report, the school population includes 10% Aboriginal students, 1% students with disabilities, 1% children/young people in care. Further information about the school is available on the school's website (including its context statement), as well as the My School website.

Data Source: Department for Education data holdings from Mid census captured in AUGUST 2025.

Governing Council Report

Thank you everyone for being a part of Governing Council for 2024. It was a lovely honour to represent Jervois Primary as Chairperson last year.

Alongside governing council members and staff, it has been a positive experience to be a part of policy processes, financial reporting and decision making when it comes to actions for our school. Jervois Governing Council is solely child focussed, which reflects the school wonderfully; and at the crux of why we have a wonderful community made up of parents and caregivers as volunteers.

On a personal note, as a Mum, I have been fortunate enough to gain fast-established and strong relationships with my girls' teachers, and it has been so comforting knowing my girls are happy and safe at school with their friends, - whether that be in their classrooms, or other students in the school. Being a part of council and as chairperson, I have thoroughly enjoyed learning more about the finer details of the school, and hope to continue in the future.

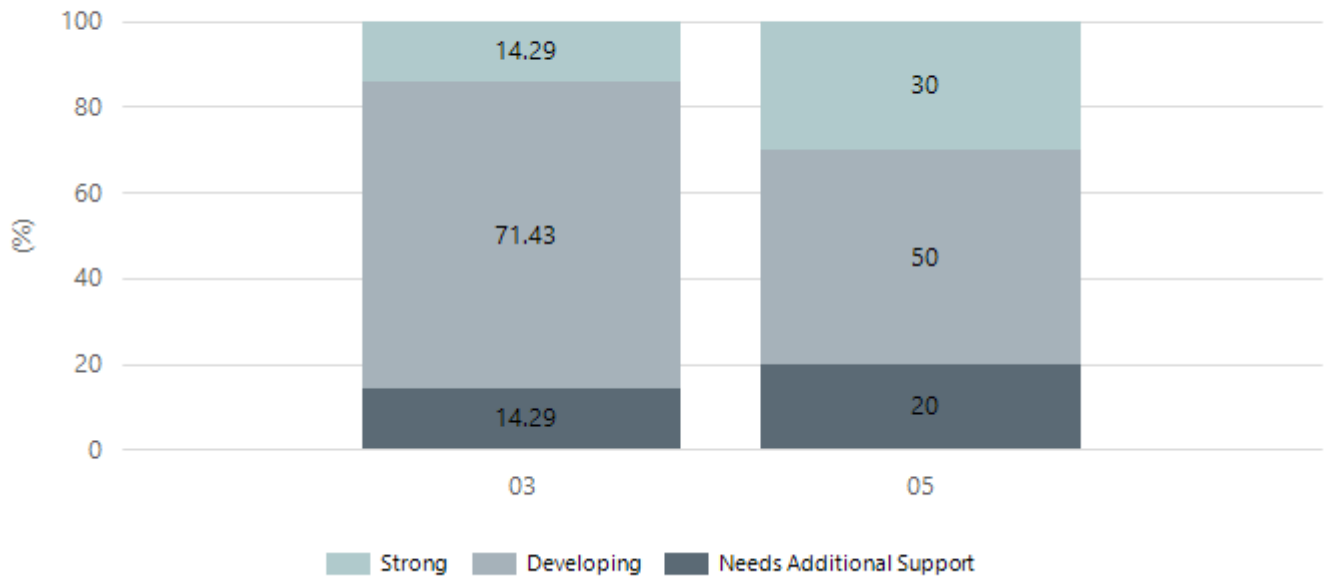
Thank you, Catherine

Performance Summary

NAPLAN Proficiency

In 2023 the Australian Curriculum, Assessment and Reporting Authority (ACARA) - a Commonwealth Independent statutory authority - announced changes to NAPLAN performance reporting. The new approach replaces the previous numerical NAPLAN bands and the national minimum standard.

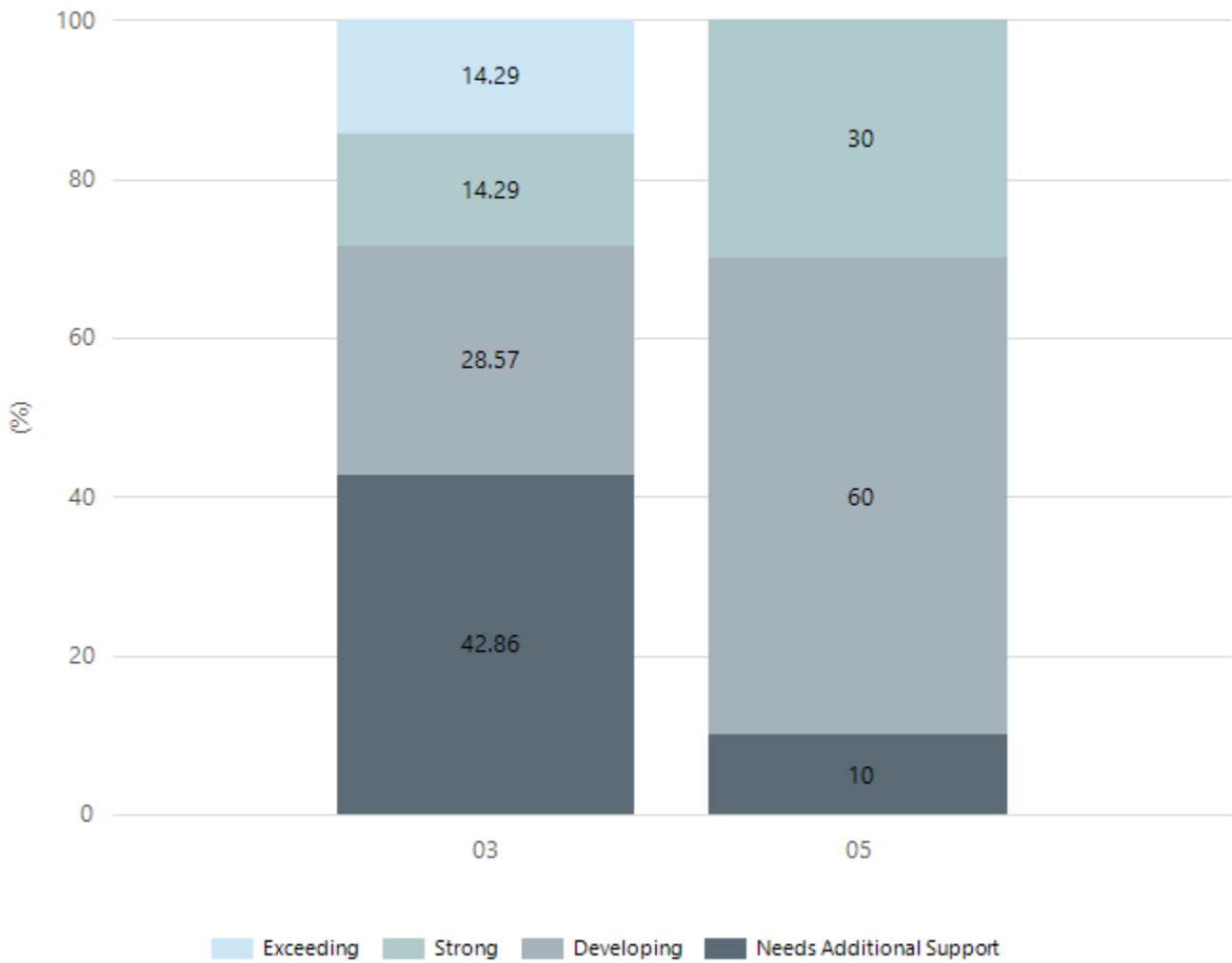
Numeracy



Year Level	03	05
Strong	1	3
Developing	5	5
Needs Additional Support	1	2
Total	7	10

Data Source: Department for Education Assessment Data Holdings, 2025. If there are less than 6 students who sat NAPLAN in a school, no information will be shown. If a year level has less than 6 students, that year level will not be shown in NAPLAN results.

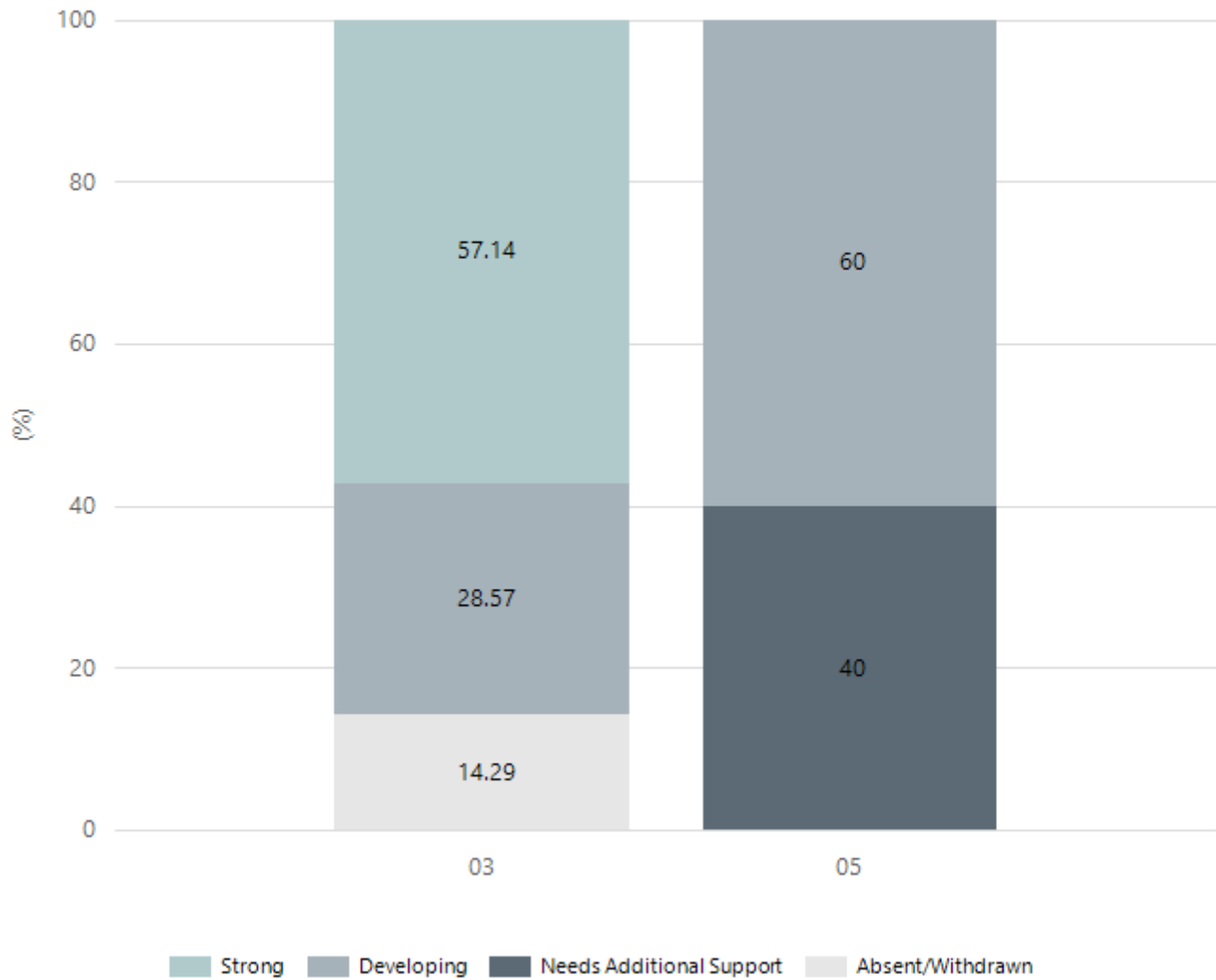
Reading



Year Level	03	05
Exceeding	1	
Strong	1	3
Developing	2	6
Needs Additional Support	3	1
Total	7	10

Data Source: Department for Education Assessment Data Holdings, 2025. If there are less than 6 students who sat NAPLAN in a school, no information will be shown. If a year level has less than 6 students, that year level will not be shown in NAPLAN results.

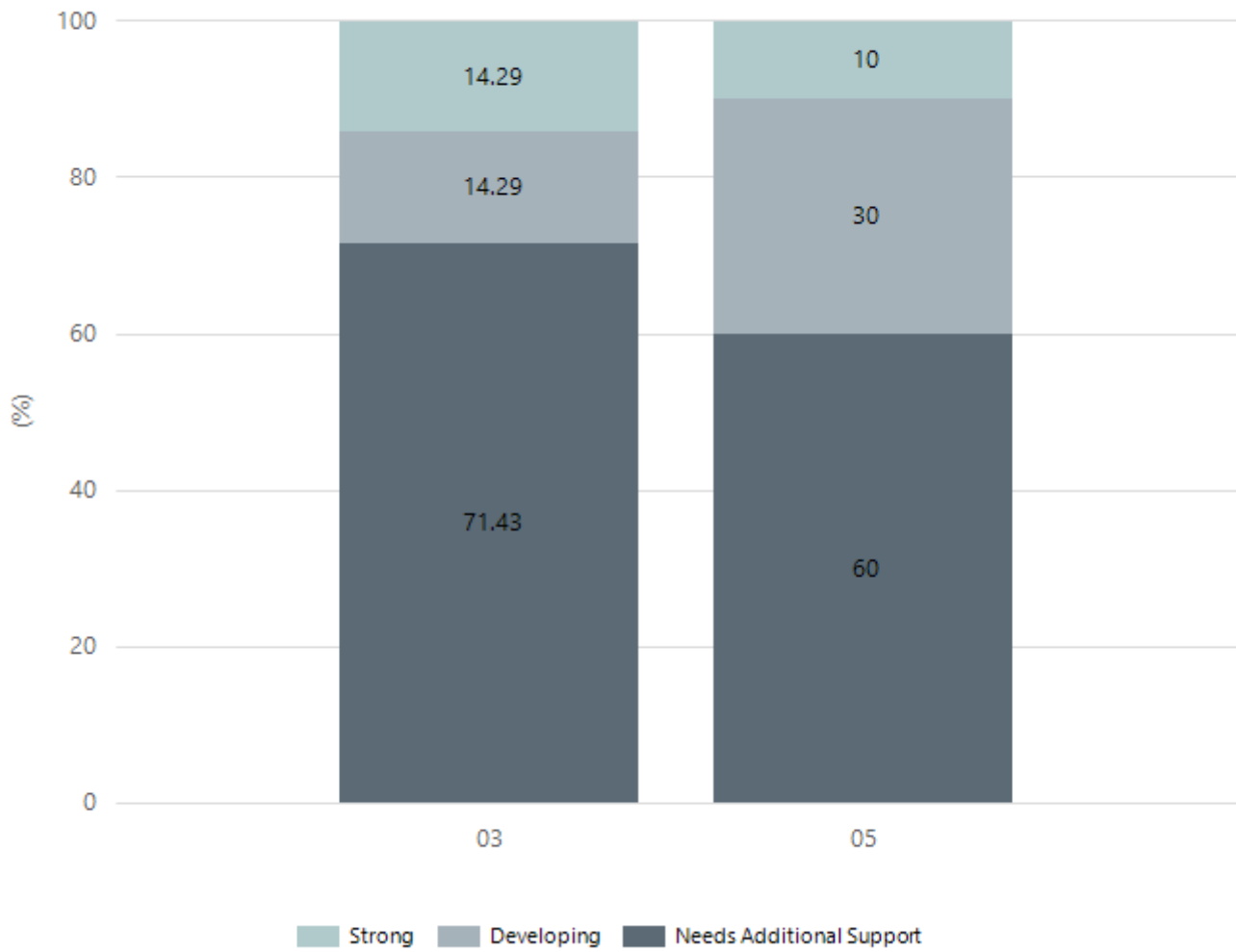
Writing



Year Level	03	05
Strong	4	
Developing	2	6
Needs Additional Support		4
Absent/Withdrawn	1	
Total	7	10

Data Source: Department for Education Assessment Data Holdings, 2025. If there are less than 6 students who sat NAPLAN in a school, no information will be shown. If a year level has less than 6 students, that year level will not be shown in NAPLAN results.

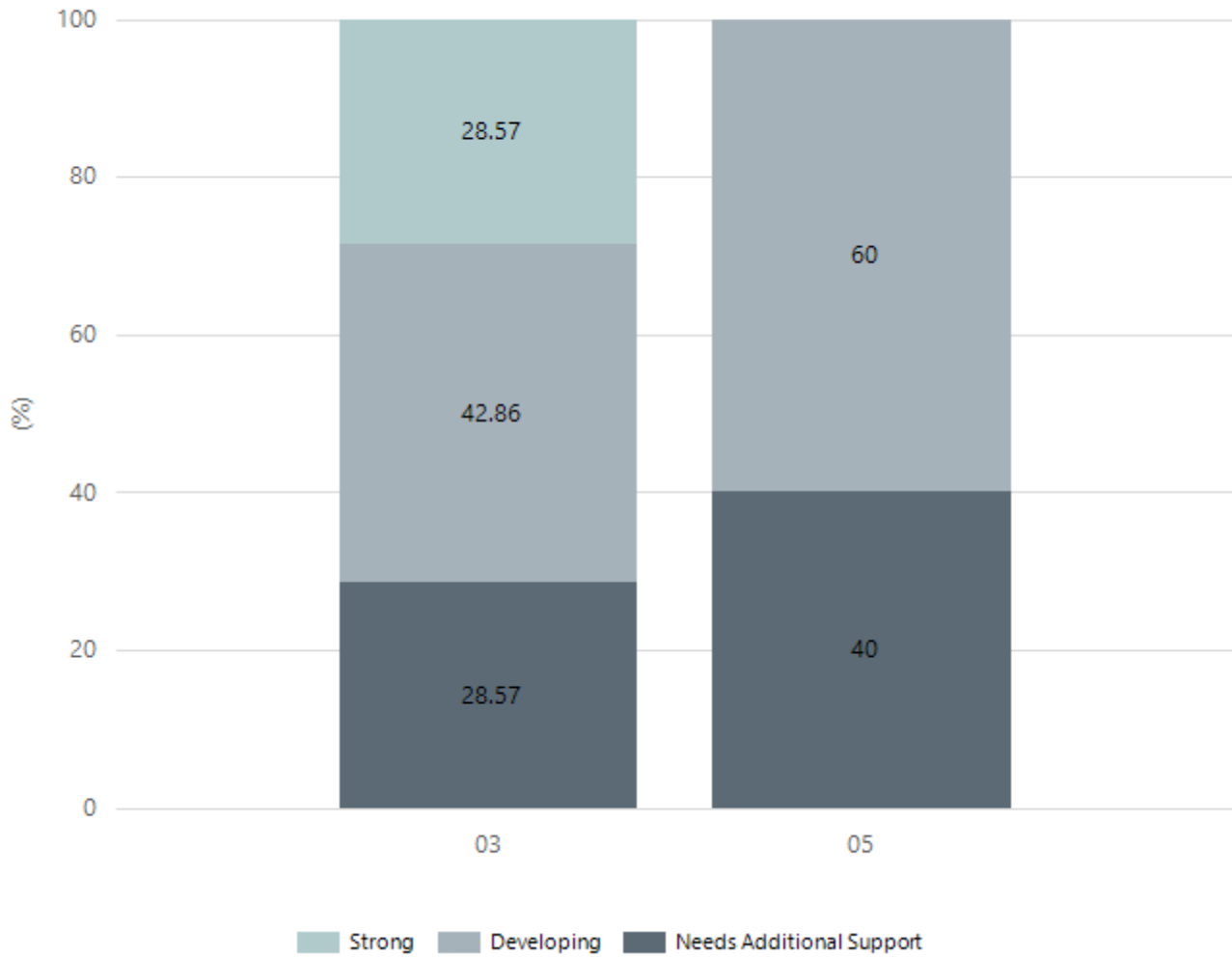
Grammar



Year Level	03	05
Strong	1	1
Developing	1	3
Needs Additional Support	5	6
Total	7	10

Data Source: Department for Education Assessment Data Holdings, 2025. If there are less than 6 students who sat NAPLAN in a school, no information will be shown. If a year level has less than 6 students, that year level will not be shown in NAPLAN results.

Spelling



Year Level	03	05
Strong	2	
Developing	3	6
Needs Additional Support	2	4
Total	7	10

Data Source: Department for Education Assessment Data Holdings, 2025. If there are less than 6 students who sat NAPLAN in a school, no information will be shown. If a year level has less than 6 students, that year level will not be shown in NAPLAN results.

School Attendance

Year Level	2023	2024	2025
Reception	89.9%	93.3%	87.1%
Year 01	90.5%	88.6%	89.8%
Year 02	88.4%	90.3%	88.8%
Year 03	86.8%	92.1%	90.6%
Year 04	90.5%	86.5%	90.2%
Year 05	91.8%	93.8%	91.5%
Year 06	89.6%	89.2%	90.5%
Total	89.6%	90.5%	89.7%

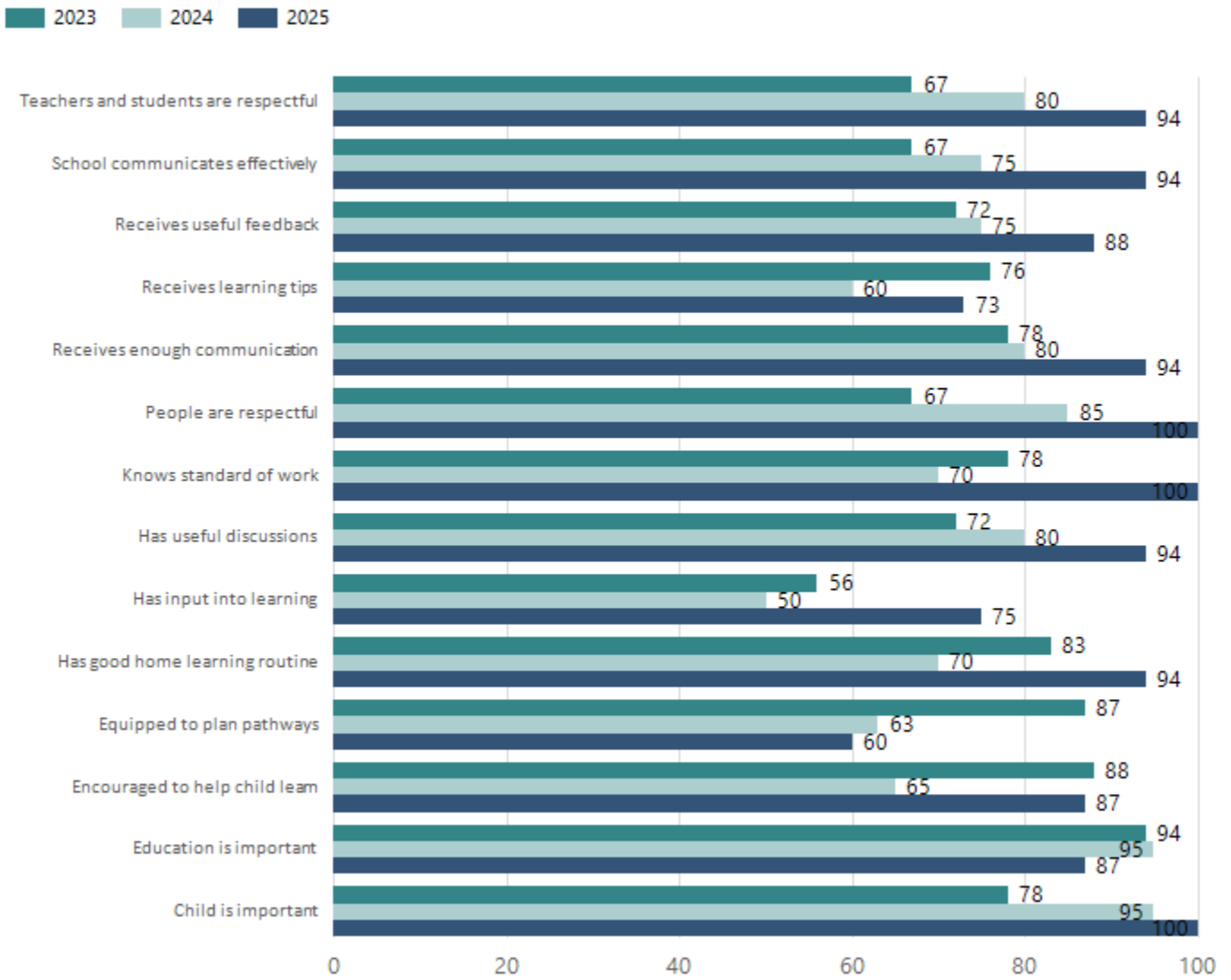
Data Source: Department for Education Attendance Data, Semester 1 Report 2025. A blank cell indicates there were no students enrolled. 'Primary Other' includes students enrolled in specialised education options. 'Secondary Other' includes students who have already spent a year at Year 12 and elected to undertake further study at Year 12.

Attendance Comment

In South Australia, all children and young people must be in school from 6 years to 16 years old. They must attend a government or non-government school full time. From age 16 to 17 however, young people must attend school or an approved learning program (such as an apprenticeship, traineeship, accredited course or university). Schools and parents must encourage and support students to come to school every day. Parents and caregivers must make sure their child is enrolled in a school, and attends school all day and everyday it is open, unless a child is sick or has an approved exemption. Teachers and leaders actively follow up when a student misses school, including recording all absences and non-attendance. All schools in South Australia have local attendance procedures governed under the Education and Children's Services Regulations 2020.

School Parent Opinion Survey Results

Proportion of agree/strongly agree response(%)



Data Source: 2025 Department for Education Parent Opinions Survey, Term 3 2025.

Intended Destination

Leave Reason	Number	%
TG - TRANSFERRED TO SA GOVERNMENT SCHOOL	2	100.0%

Data Source: Department for Education Destination Data Report, 2025. Data extract term 3 2025. Data shows recorded destinations for students that left the school in the previous year. Data is uploaded by schools in term 3 and may not reflect final or total figures at time of report creation.

Highest Qualifications held by the teaching workforce and workforce composition

All teachers at this school are qualified and registered with the SA Teachers Registration Board.

Qualification Level	Number of Qualifications
Bachelor's degrees or Diplomas	2
Postgraduate Qualifications	5

Data Source: Data extracted from Mandatory Workforce Information Collections as on the last pay date of June 2025. As self-reported by staff in the system.

Please note: Data includes staff who are Actively employed and on extended paid leave. Please note only the highest qualification of the Teaching staff is reported. Excludes any number of other certifications earned.

Workforce composition including indigenous staff

	Teaching Staff		Non-Teaching Staff	
	Indigenous	Non-Indigenous	Indigenous	Non-Indigenous
Full-Time Equivalents	0.0	6.0	0.0	3.4
Persons	0.0	7.0	0.0	6.0

Data Source: Data extracted from Mandatory Workforce Information Collection as on the last pay date of June 2025.

Please note: Data includes staff who are actively employed and on extended paid leave. "Indigenous category" is self-reported by staff in the system.

Financial Statement

Funding Source	Amount
Grants: State	1384091.03
Grants: Commonwealth	2450.00
Parent Contributions	26443.63
Fund Raising	10847.77
Other	3563.35

Data Source: School supplied data.